

TRAINING PACKAGES 2024

fluiconnector®

RYCO



COURSE CONTENT



We have developed a series of training programs covering aspects of fluid conveying technology.

From competencies for product selection and assembly practices, through to our own Mobile Connector Specialist Course, Fluiconnecto Ryco Australia (FRA) has a training solution to meet your needs.

A primary obligation contained in safety legislation, and a key requirement of the Mining Design Guideline (MDG) 41 is that people undertaking design, manufacture, installation and repairs to hose assemblies be regularly trained and assessed to ensure they can competently perform the tasks. Training and assessments conducted should also be accurately recorded.

PAGE	CONTENTS	DURATION*	ASSESSMENT	DELIVERY	SUITED TO
1	PRODUCT TECHNICAL MANUAL	4 Hours	Written & Observation	Online Webinar	Personnel who select parts from the RYCO Technical Manual.
2	PRODUCT TECHNICAL MANUAL & HOSE ASSEMBLY	7 Hours	Written & Observation	Facilitated On-Site	Personnel who select RYCO products to prepare hose assemblies, meeting a given specification.
3	MOBILE CONNECTOR SPECIALIST	3 Days	Written & Observation	Facilitated On-Site	Those performing the role of Mobile Connector Specialist or similar.
4	ONLINE TRAINING PROGRAMS	Self-Paced	Question & Answer submitted online	Online Self-Paced	FRA personnel and customers.
6	TRAINING TERMS AND CONDITIONS				
7	2024 TRAINING CALENDAR				
8	TRAINING CONTACT AND LOCATION INFORMATION				

* Course duration may vary due to number of participants

PRODUCT TECHNICAL MANUAL - HYDRAULICS

COURSE CODE - RHAU-KH-P01 (ONLINE WEBINAR)

Designed for those who are required to select products from the RYCO Technical Manual on a regular basis.
Completed in conjunction with Hose Assembly or online via a facilitated webinar.

Duration

4 X 1 hour online sessions via Microsoft Teams.

Assessment


Written and observation.

Certificate

RYCO "Product Technical Manual Training" Certificate.

Topics

- Navigating the Product Technical Manual - Hydraulics Fluid Power Safety
- Introduction to RYCO Hydraulics
- Product Technical Manual Structure & Content Dash and Fractional Sizing
- Interpreting Part Numbers
- SAE J517 Standards
- Hose Types
- Hydraulic Hose Construction



PRODUCT TECHNICAL MANUAL & HOSE ASSEMBLY



COURSE CODE - RHAU-KH-P01 (ON-SITE) & RHAU-KH-P02 (ON-SITE)

Designed for those required to select RYCO products and components and prepare hose assemblies to meet a given specification on a regular basis.

Duration

7 hours.

Assessment

Written and observation.

Certificate

RYCO "Product Technical Manual & Hose Assembly Training" Certificate.

Topics

- Fluid Power Safety
- Introduction To RYCO Hydraulics
- Product Technical Manual Structure and Content
- Dash and Fractional Sizing
- Adaptor Part Numbers
- SAE J517 Standards
- Hose Part Numbers
- Hose Types
- Hydraulic Hose Construction
- Interpreting RYCO Crimp Chart
- Crimp Die Selection
- Machine Operation
- Assembly Technique
- Hose Assembly Visual Evaluation (H.A.V.E.)

MOBILE CONNECTOR SPECIALIST



COURSE CODE - RHAU-KH-MCS (ON-SITE)

Covering duties performed by a Mobile Connector Specialist.

Duration

3 days theory and practical.

Assessment

- Written questions and answers
- Practical demonstration observation
- Field assessment

Certificate

- RYCO Mobile Connector Specialist

Topics

- Identification and Application of The RYCO Product Range
- Threads And Connector Identification
- Hydraulic Hose Identification, Application, Classification
- Hose Couplings Identification and Application
- Hydraulic Adaptors Identification and Application
- Hose Assembly And Installation
- Fluid Injection Safety Awareness
- Hose Assembly Visual Evaluation (H.A.V.E.)
- Thread ID Means and Methods

ONLINE TRAINING PROGRAMS



Duration

Self-Paced

Assessment

Questions and answers are submitted online for review.

Certificate

Credit is awarded upon completion of online modules.

Contact

training@flcryco.com

Topics

- Introduction to Hydraulics
- Thread form basics
- Thread form advanced
- Metric Fittings Introduction
- Skiving Shockwave hose
- SAE J517
- Crimpers & Crimping
- Industry approvals
- Field Attachable training
- Proof test Rigs
- Hose Assembly Visual Evaluation (H.A.V.E.)
- MDG 41
- Understanding filtration
- Fluid injection injuries

RYCO THREAD ID KIT



POCKET GUIDE & IDENTIFICATION KIT

PART NUMBER: RYCOMKT0250

- ✓ Thread identification booklet
- ✓ Vernier calliper (digital)
- ✓ Metric thread gauge
- ✓ Imperial thread gauge
- ✓ Pitch gauge
- ✓ 15 cm / 6 inch ruler

Contact

To order please contact your local FRA sales representative.

The RYCO **Thread ID Kit** has been developed to assist with identification of hydraulic threads and connectors. Correct identification is of vital importance, as the incorrect application of high pressure connectors presents an immediate safety risk. Selection of hydraulic connectors can be complex due to the vast array of thread and seal types that are commonly available.

RYCO's Thread ID Kit is designed to clear the confusion and provide a reliable fast way to confidently identify Hydraulic connections.

TRAINING TERMS AND CONDITIONS

SELECTION, ENROLMENT AND INDUCTION / ORIENTATION

Participants will be nominated by their employer to attend training. The training is beneficial to employees of distributors, OEM businesses and product end users, as well as employees of FRA.

PROVISION FOR LANGUAGE, LITERACY AND NUMERACY

Where possible, FRA will utilise its global resources to create multilingual training sessions in languages other than English.

STUDENT SUPPORT WELFARE AND GUIDANCE SERVICES

The brief contact time that FRA has with trainees does not warrant the creation of support services.

FLEXIBLE LEARNING AND ASSESSMENT

FRA aims to be flexible in the provision of training and assessment tools, so as to meet the needs of the end user. FRA is willing to discuss and formulate flexible learning and assessment methods, as long as the integrity of the training and assessment tools is not compromised, and there is no unacceptable impost on the Company or its staff.

COMPLAINTS

1. FRA is committed to ensuring that appropriate standards of behaviour are observed and maintained in all of its business and locations. Accordingly, certain behaviours including (but not limited to) discrimination, bullying, harassment, victimisation and vilification are unacceptable and will not be tolerated.
2. Any attendee at a FRA training session alleged to have engaged in inappropriate behaviour will be removed from FRA premises and will be prohibited from being on FRA premise until the allegations have been thoroughly investigated by the relevant employer and FRA has been advised of and is satisfied with the outcome of the investigation.
3. All reasonable allegations of inappropriate behaviour (including that outlined above) concerning a FRA employee(s) will be treated seriously and be subject to a thorough and prompt investigation.
4. Any FRA employee(s) found to have engaged in inappropriate behaviour will be subject to disciplinary action (including termination where justified by the circumstances). Any FRA manager or supervisor who becomes aware of inappropriate behaviours and fails to take reasonable action to report the inappropriate behaviour and prevent its reoccurrence may themselves be subject to disciplinary action (including termination where justified by the circumstances).
5. Any contractor engaged by FRA (whether directly or indirectly), alleged to have engaged in inappropriate behaviour will be removed from FRA premises and will be prohibited from being on FRA premises and/or representing FRA until the allegations have been thoroughly investigated by the relevant employer and FRA has been advised of and is satisfied with the outcome of the investigation.

RESPONSIBILITY FOR ACCESS AND EQUITY

It is the responsibility of the trainer to provide fair and equal assessments to participants. Where difficulties arise, the Training and Development Manager may be contacted for advice and assistance.

If an individual or company have concern, please contact hr@flcryco.com

2024 TRAINING CALENDAR

JANUARY						
S	M	T	W	T	F	S
	1	2	3	4	5	6
7	8	9	10	11	12	13
14	15	16	17	18	19	20
21	22	23	24	25	26	27
28	29	30	31			

FEBRUARY						
S	M	T	W	T	F	S
				1	2	3
4	5	6	7	8	9	10
11	12	13	14	15	16	17
18	19	20	21	22	23	24
25	26	27	28	29		

MARCH						
S	M	T	W	T	F	S
					1	2
3	4	5	6	7	8	9
10	11	12	13	14	15	16
17	18	19	20	21	22	23
24	25	26	27	28	29	30
31						

APRIL						
S	M	T	W	T	F	S
	1	2	3	4	5	6
7	8	9	10	11	12	13
14	15	16	17	18	19	20
21	22	23	24	25	26	27
28	29	30				

MAY						
S	M	T	W	T	F	S
			1	2	3	4
5	6	7	8	9	10	11
12	13	14	15	16	17	18
19	20	21	22	23	24	25
26	27	28	29	30	31	

JUNE						
S	M	T	W	T	F	S
						1
2	3	4	5	6	7	8
9	10	11	12	13	14	15
16	17	18	19	20	21	22
23	24	25	26	27	28	29
30						

JULY						
S	M	T	W	T	F	S
	1	2	3	4	5	6
7	8	9	10	11	12	13
14	15	16	17	18	19	20
21	22	23	24	25	26	27
28	29	30	31			







AUGUST						
S	M	T	W	T	F	S
				1	2	3
4	5	6	7	8	9	10
11	12	13	14	15	16	17
18	19	20	21	22	23	24
25	26	27	28	29	30	31

SEPTEMBER						
S	M	T	W	T	F	S
1	2	3	4	5	6	7
8	9	10	11	12	13	14
15	16	17	18	19	20	21
22	23	24	25	26	27	28
29	30					

OCTOBER						
S	M	T	W	T	F	S
		1	2	3	4	5
6	7	8	9	10	11	12
13	14	15	16	17	18	19
20	21	22	23	24	25	26
27	28	29	30	31		

NOVEMBER						
S	M	T	W	T	F	S
				1	2	
3	4	5	6	7	8	9
10	11	12	13	14	15	16
17	18	19	20	21	22	23
24	25	26	27	28	29	30
31						

DECEMBER						
S	M	T	W	T	F	S
1	2	3	4	5	6	7
8	9	10	11	12	13	14
15	16	17	18	19	20	21
22	23	24	25	26	27	28
29	30	31				

LEGEND		
SOUTHERN (VIC, TAS, SA)		
	Mobile Connector Specialist	Duration: 3 Days / On-Site
	Product Technical Manual - Hydraulics and Hose Assembly	Duration: 1 Day / On-Site
	Product Technical Manual - Hydraulics	Duration: 4 x 1 Hour Sessions / Online
EASTERN (NT, QLD, ACT)		
	Mobile Connector Specialist	Duration: 3 Days / On-Site
	Product Technical Manual - Hydraulics and Hose Assembly	Duration: 1 Day / On-Site
	Australian Public Holiday	
NATIONAL PUBLIC HOLIDAYS		
01-Jan-24	New Years Day	National
26-Jan-24	Australia Day	National
04-Mar-24	Labour Day	WA
11-Mar-24	Labour Day	VIC
29-Mar-24	Good Friday	National
30-Mar-24	Saturday before Easter	National
31-Mar-24	Easter Sunday	National
01-Apr-24	Easter Monday	National
25-Apr-24	ANZAC Day	National
06-May-24	Labour Day	QLD
27-May-24	Reconciliation Day	ACT
03-Jun-24	Western Australia Day	WA
10-Jun-24	King's Birthday	National except QLD & WA
05-Aug-24	Bank Holiday	NSW
	Picnic Day	NT
14-Aug-24	Royal Queensland Show	QLD, Brisbane only
23-Sep-24	King's Birthday	WA
27-Sep-24	AFL Grand Final Friday	VIC
07-Oct-24	King's Birthday	QLD
	Labour Day	ACT, NSW & SA
05-Nov-24	Melbourne Cup Day	VIC
25-Dec-24	Christmas Day	National
26-Dec-24	Boxing Day	National except SA

NOTE: WA training on request, please contact training@flcryco.com.

CONTACT & LOCATION INFORMATION

SCHEDULED ON-SITE TRAINING

Training events scheduled in the attached calendar are conducted on FRA sites..

Time: 9:00am - 4:30pm.

SCHEDULED ONLINE TRAINING

Events scheduled in the attached calendar are conducted using the Microsoft Teams platform.

Time: 1:00pm - 2:00pm. Invitation will be sent to candidates via email upon registration.

The running of scheduled sessions is subject to number of candidates.

Requests to include a candidate in training should be completed 21 days prior to the published dates.

We will confirm the acceptance of an applicant 14 days prior to course commencement.

Contact us via e-mail or telephone to discuss available options.

CUSTOMISED TRAINING

FRA training can be customised in regard to content, location and scheduling.

Custom events are individually costed.

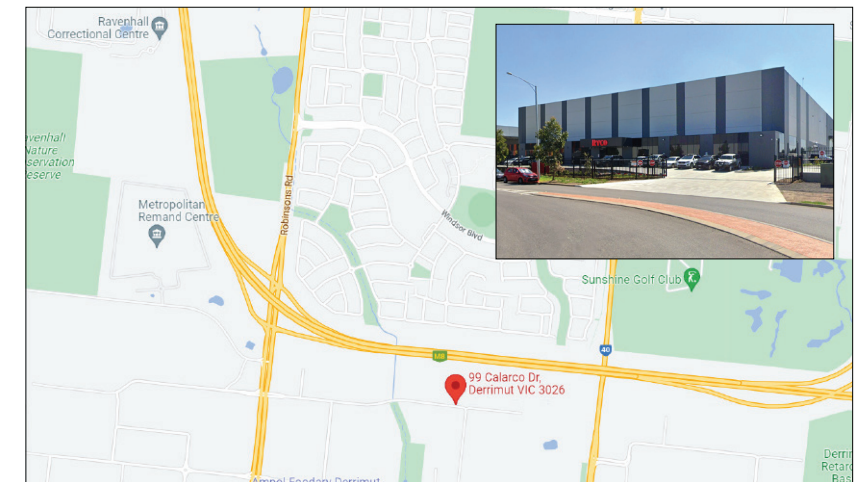
Contact us if you would like to discuss your specific requirements.

CONTACT DETAILS

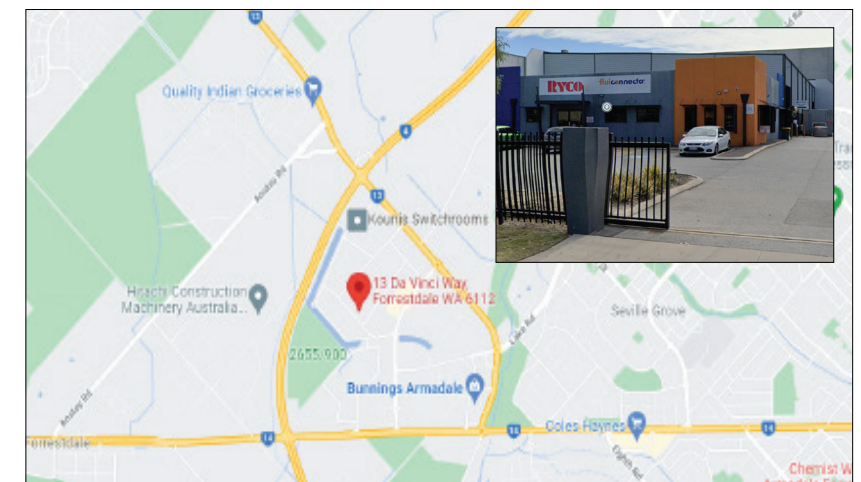
Phone: 1300 111 247

Email: training@flcryco.com

ON-SITE TRAINING LOCATIONS:



Melbourne - 99 Calarco Drive, Derrimut, Victoria, 3026



Perth - 13 Da Vinci Way, Forrestdale, Western Australia, 6112



Brisbane - 97 Northlink Place, Northgate, Queensland, 4013